



**Vienna Insurance Group –
Focused on Growth in CEE and Austria**

Investor Conference Stegersbach – Sept. 28, 2006

Vienna Insurance Group – Focused on Growth in CEE and Austria



2

- § Leading Austrian insurance group operating in 17 countries
- § Focused on long-term earnings growth
- § No. 2 foreign insurer in the CEE region and largest CEE insurance pure play
- § Attractive Austrian franchise with 21.7% market share¹
- § Successful multi-brand strategy with focus on local management
- § Strongly diversified customer access through multi-channel distribution
- § Conservative risk management approach

¹ For 2005.

Source: For market share VVO (Austrian Association of Insurance Companies)

VIG is the Leading Austrian Insurance Group Operating in 17 Countries



Excellent market positions

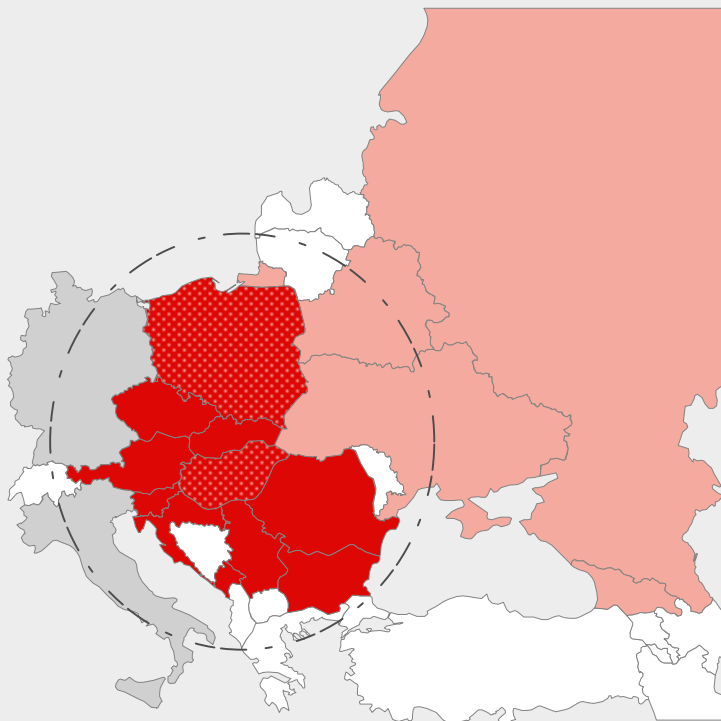
Excellent market position in Austria and CEE

Leading Position in Austria

- § #1 in Property & Casualty
- § #1 in Life
- § #2 in Health

Top 5 Positions in Croatia and Serbia & Montenegro

- § #4 in Croatia with a 7% market share
- § #4 in Serbia & Montenegro with a 3% market share



No. 1 or No. 2 in Romania, in the Czech Republic, Slovakia and Bulgaria

- § #1 in Romania with a 20% market share
- § #2 in the Czech Republic with a 26% market share
- § #2 in Slovakia with a 27% market share
- § #2 in Bulgaria with a 16% market share¹

Strong Positions in Other CEE Countries

- § Poland
- § Hungary
- § Ukraine
- § Belarus
- § Slovenia

¹ Including the acquisition of Kardan Financial Services.

Note: All market shares as of YE 2005, except for Serbia (as of 31-Dec-2004); GEP based on consolidated IFRS accounts

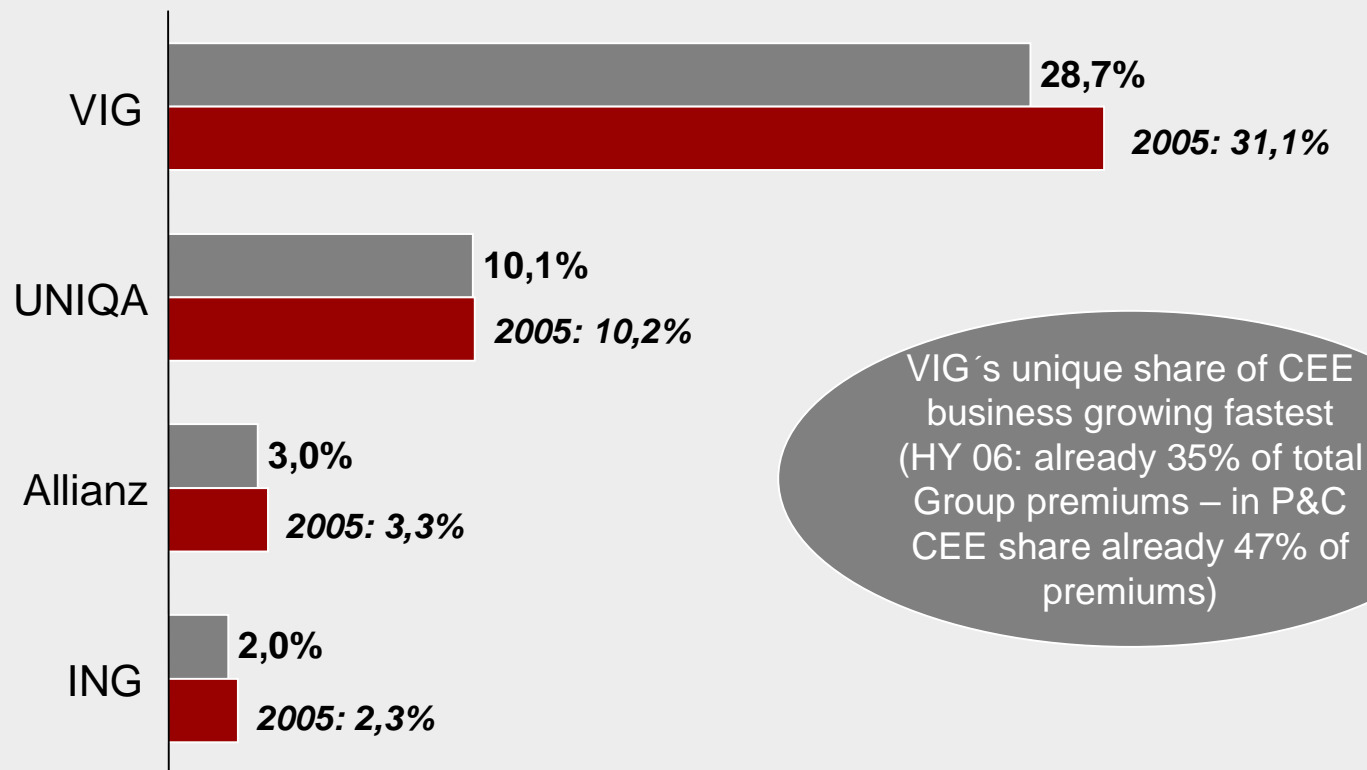
Source: For market shares National Insurance Associations, except for Romania (Insurance Profile Feb-2005)

Largest CEE Insurance Play - Update

Only Vienna Insurance Group widely captures CEE potential

4

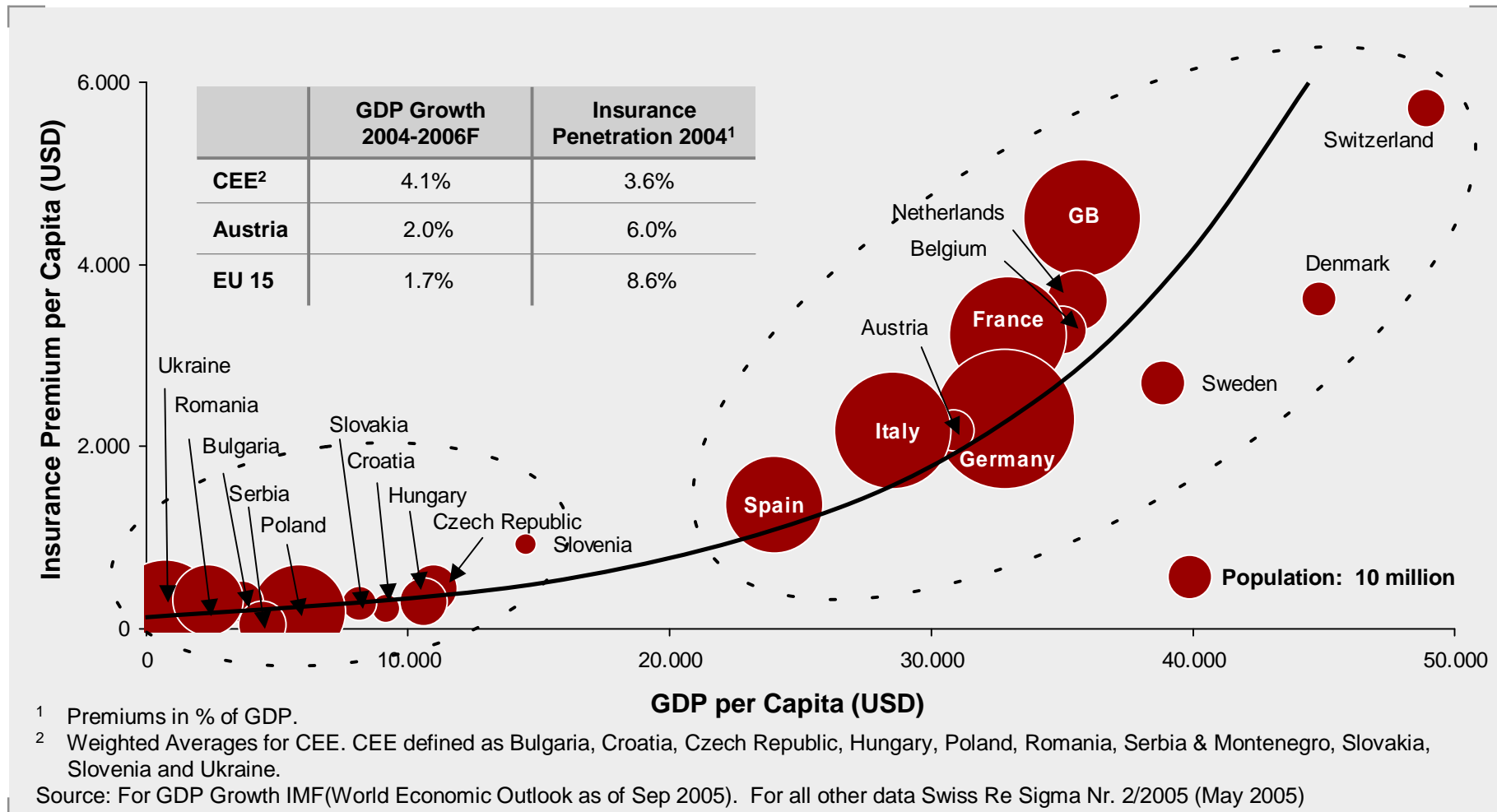
CEE Premiums (2004/2005) as % of Total Group Premiums



Source: Publicly available information; CEE share of Aviva unavailable

CEE Region Offers „Double Leverage“

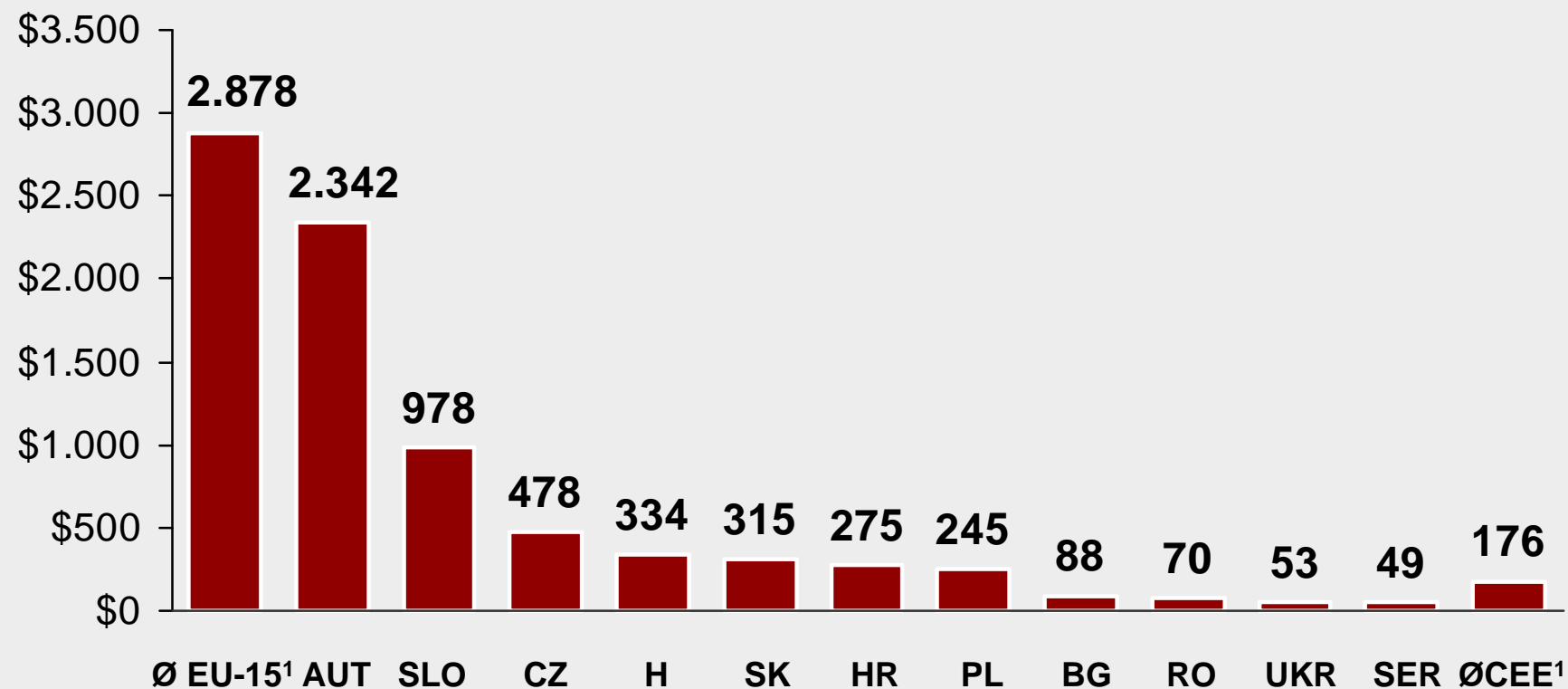
Sustainable growth through GDP and insurance penetration



Significant Growth Potential in CEE for Insurance

Insurance Density, 2005 (Premiums per Capita)

6



Source: Swiss Re, Sigma Nr. 5/2006

¹ Weighted Average excluding Russia (Russia USD 123 premiums per capita – Weighted Average including Russia USD 151)

VIG's CEE Business

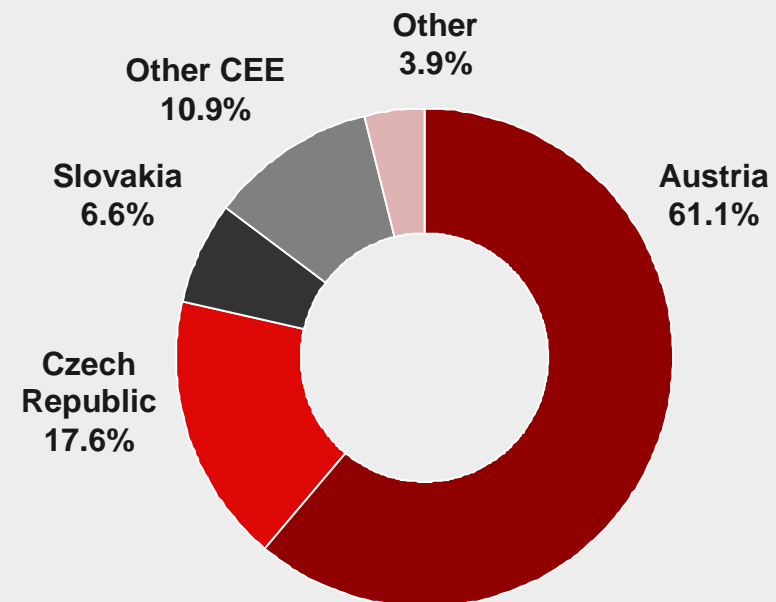
Continuous Shift of business to CEE

7

Highlights of VIG in CEE


- § Pioneer in CEE expansion
- § Strong growth focus – Top 5 target for all core CEE markets and top 3 target for those where #5 position has been reached
- § Strong acquisition and integration track record
- § CEE share of total P&C business ~47%
- § All CEE markets feature positive results

VIG GWP by Geography



6M 2006 Total: €3.03bn

VIG Has Been a Pioneer in the CEE Region Following a Very Targeted Expansion Strategy



§ Focus

- Retail

§ Investment philosophy

- Step-by-step market entry
- Tight operational management
- 2-4 years to reach break-even, accelerated growth thereafter
- Czech and Slovak business have reached 25-30% RoE before tax

VIG: Attractive Franchise (I)

Distribution is key: Multi-brand strategy



Austria



CEE



- § VIG is umbrella brand
- § local companies keep well established brands to support distribution

VIG: Attractive Franchise (II)

Distribution is key: Multi-channel strategy

10

Strong Multi-Channel Distribution

§ Austria:

Roughly 30/30/30% split between tied agents/ bank distribution/ brokers etc. in new business

§ CEE:

Different from country to country according to market practice and legal regulations



VIG in Austria

Attractive franchise plus growth potential in life insurance

11

- § Leading market position in all business lines
 - #1 in property & casualty with 21% market share
 - #1 in life with 23% market share
 - #2 in health with 21% market share

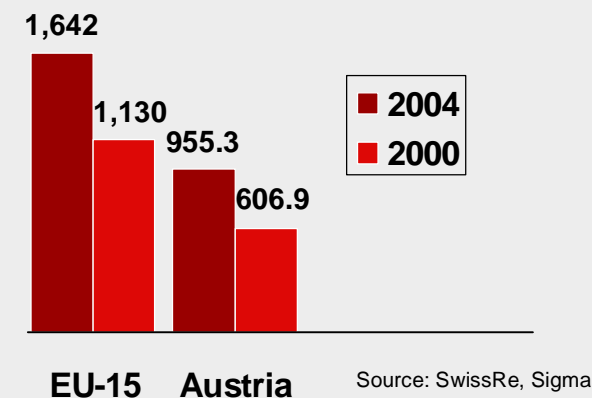
§ Overall market share gains through organic growth

§ Austrian p&c highly profitable with declining C/R

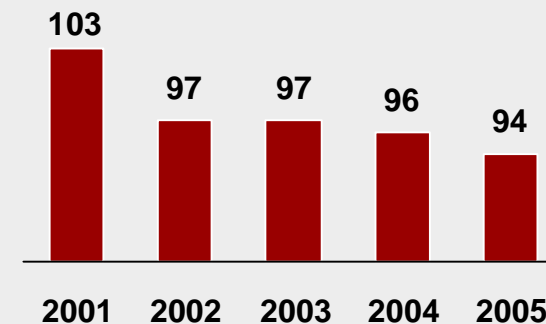
§ strong growth potential in life insurance: Austria lags behind EU-15 in premium per capita

§ Ongoing reforms of social security system to generate strong demand for life savings products

Life Premium per Capita (USD)



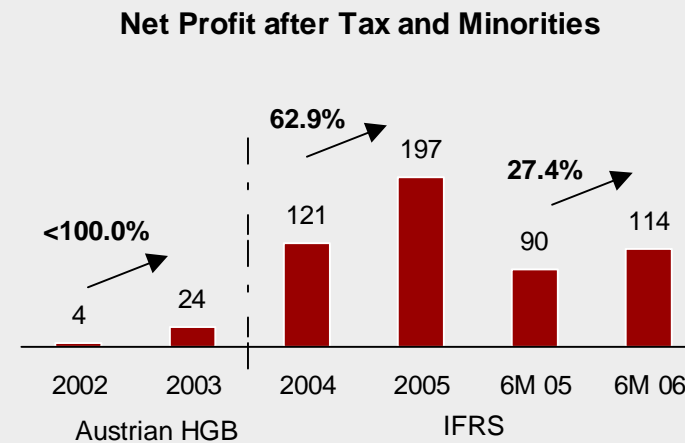
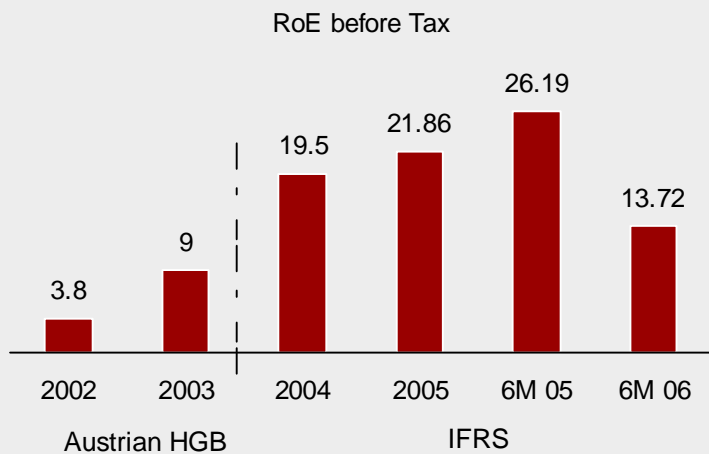
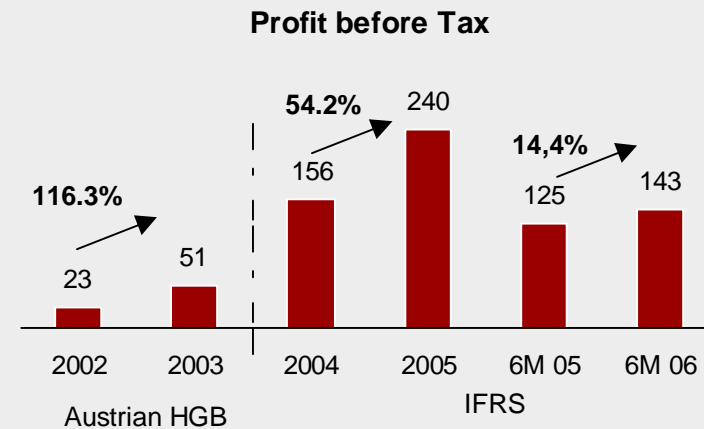
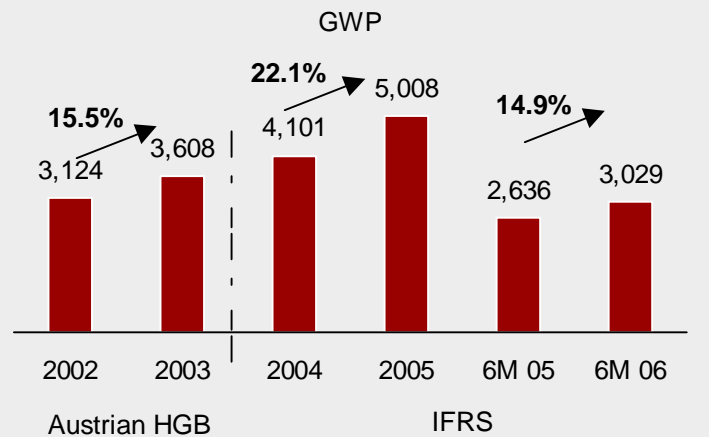
Net Combined Ratio % (WSV AG)



HY 2006 Highlights (I)

Continued earnings growth

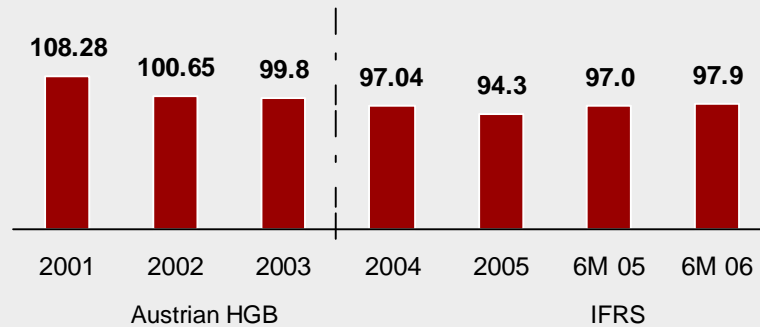
12



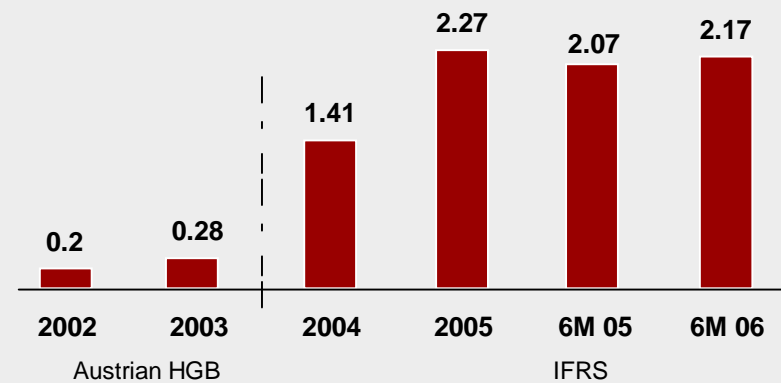
Note: For 2002-2003 according to Austrian HGB, as of 2004 according to IFRS

HY 2006 Highlights (II)

Net Combined Ratio



EPS*



* 6M figures annualised

Financial Targets

Refocused targets for 2006 and 2007

14

	2006T	2007T
Profit before tax	~ €290 million	~ €350 million
Net combined ratio	<100%	<100%
RoE before tax¹	~16%	17%-18%
Payout ratio (as % of net income)	>30%	>30%

¹ incl. Dec. 2005 capital increase

Contact Details



Investor Relations

15

WIENER STÄDTISCHE Versicherung AG

Vienna Insurance Group

Schottenring 30, 1010 Vienna, Austria

www.wienerstaedtische.at

Vienna Stock Exchange:	WST
Reuters:	WISV.VI
Bloomberg:	WST AV
Datastream:	O:WNST

§ **Thomas Schmee**

Tel. +43 (0)50 350 – 21900

t.schmee@staedtische.co.at

§ **Nina Higatzberger**

Tel. +43 (0)50 350 - 21920

n.higatzberger@staedtische.co.at

§ **Nicolas Mucherl**

Tel. +43 (0)50 350 – 21930

n.mucherl@staedtische.co.at

§ **Sabine Pulz (Assistant)**

Tel. +43 (0)50 350 - 21919

s.pulz@staedtische.co.at

Fax +43 (0)50 350 99 - 23303

investor.relations@staedtische.co.at

IMPORTANT NOTICE

These materials do not constitute or form part, or all, of any offer or invitation to sell or issue, or any solicitation of any offer to purchase or subscribe for, any securities in any jurisdiction in which such solicitation, offer or sale would be unlawful, nor shall part, or all, of these materials form the basis of, or be relied on in connection with, any contract or investment decision in relation to any securities.

These materials contain forward-looking statements based on the currently held beliefs and assumptions of the management of WIENER STÄDTISCHE Versicherung AG Vienna Insurance Group (“VIG”), which are expressed in good faith and, in their opinion, reasonable. These statements may be identified by words such as “expectation” or “target” and similar expressions, or by their context. Forward-looking statements involve known and unknown risks, uncertainties and other factors, which may cause the actual results, financial condition, performance, or achievements of VIG, or results of the insurance industry generally, to differ materially from the results, financial condition, performance or achievements express or implied by such forward-looking statements. Given these risks, uncertainties and other factors, recipients of this document are cautioned not to place undue reliance on these forward-looking statements. VIG disclaims any obligation to update these forward-looking statements to reflect future events or developments.